



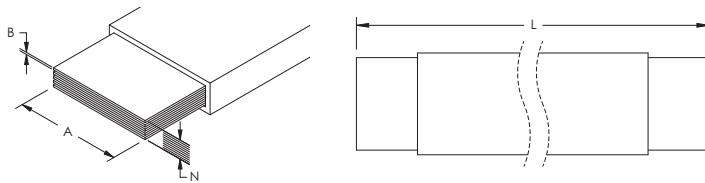


ERIFLEX FLEXIBAR SUMMUM, Halogen Free – FLEXSM2MRC2X20 (566490)



- Halogen free solution for applications requiring a low smoke solution
- Thin layers of bare electrolytic copper formed into a stack
- Silver or tinned ERIFLEX FLEXIBAR SUMMUM available on request
- Insulated by halogen-free, high-temperature silicone
- Easily bent, folded, and twisted, improving assembly flexibility, shortening connections, and decreasing footprint
- Dramatically smaller and more flexible than comparable cable based on ampacity
- Better power density than cable with lower skin effect ratio
- Connections made by punching and bolting directly through the copper laminates, clamping onto the end of the ERIFLEX FLEXIBAR, or welding using ERICO CADWELD
- No lugs needed, reducing installation time and improving resistance to vibration
- Weight savings and material savings compared to wire alternatives
- Reduces total installation cost
- Very high resistance to UV and ozone
- Limiting oxygen index (LOI)
- Traceability codes and designation part numbers printed on insulation
- GOST compliant
- RoHS compliant



Part Number	FLEXSM2MRC2X20
Article Number	566490
Material	Copper Silicone
Dielectric Strength	20 kV/mm
Flammability Rating	UL® 94V-0
Insulation Elongation	400 %
Insulation Thickness	2 mm
Nominal Voltage, IEC	1,000 VAC 1,500 VDC
Working Temperature	-50 to 280 °C
Complies With	IEC® 60439.1 IEC® 61439.1
Length [L]	2 m
ΔT 40 K	246 A

Part Number	FLEXSM2MRC2X20
ΔT 50 K	275 A
ΔT 60 K	300 A
Conducting Layers (N)	2
A	20 mm
B	1 mm
Cross Section	40 mm ²
2 Bar Current Coefficient	1.72
3 Bar Current Coefficient	2.25
Unit Weight	1.05 kg
Certifications	ABS 08-HS365878-2-PDA CE EAC 0234251 (Russian Federation) IEC 61439-1 FLEXIBAR RoHS
Standard Packaging Quantity	5 pc
UPC	78285661719
EAN-13	3479775664903

ADMISSIBLE CURRENTS: This table indicates the temperature rise produced by chosen current in the given section. This calculation does not take into account the heat dissipation from the switch gear.

ΔT = Temperature of conductors – Internal temperature of panel.

Refer to technical documentation for additional ampacity ratings.

ABS is a registered certification mark of American Bureau of Shipping. IEC is a registered trademark of the International Electrotechnical Commission. UL, UR, cUL, cUR, cULus and cURus are registered certification marks of UL LLC.

WARNING

Pentair products shall be installed and used only as indicated in Pentair's product instruction sheets and training materials. Instruction sheets are available at erico.pentair.com and from your Pentair customer service representative. Improper installation, misuse, misapplication or other failure to completely follow Pentair's instructions and warnings may cause product malfunction, property damage, serious bodily injury and death and/or void your warranty.

© 2016 Pentair All rights reserved

Pentair, CADDY, CADWELD, CRITEC, ERICO, ERIFLEX, ERITECH and LENTON are owned by Pentair or its global affiliates.

All other trademarks are the property of their respective owners. Pentair reserves the right to change specifications without prior notice.